

Property

All ▼

Portfolio

All ▼


Our communities

Enhancing resident satisfaction, attraction, and retention.

Our commitment


Sharing and improving our ESG performance with stakeholders.

WALK SCORE




	Berkshire	Comp.
Avg.	57	57
Urban	88	86
Suburb	45	46

BIKE SCORE



	Berkshire	Comp.
Avg.	56	57
Urban	80	79
Suburb	47	49

TRANSIT SCORE



	Berkshire	Comp.
Avg.	50	48
Urban	68	67
Suburb	39	38

AVERAGE RESIDENT SATISFACTION SCORE

4.1

OUT OF FIVE



PARTICIPATION*
2021 GRESB assessment, Green Star rating



BENCHMARKED
100% of assets in ENERGY STAR Portfolio Manager



CERTIFIED
30 Green certified assets



INDUSTRY MEMBERSHIP PARTICIPATION
USGBC since 2019
Better Building Alliance since 2019
ENERGY STAR since 2019
GRESB since 2017
Urban Land Institute since 2016

Our impact

Driving operational efficiencies, mitigating risks, and reducing our footprint.

ENERGY

GOAL:
10% reduction
BY 2025

-8.3%

Use change since baseline*

\$1,902.5K

Annual avoided cost since baseline**

WATER

GOAL:
10% reduction
BY 2025

-4.2%

Use change since baseline*

GHG

GOAL:
10% reduction
BY 2025

-6.4%

GHG change since baseline*

WASTE

GOAL:
30% diversion
BY 2025

15.0%

Current Year Diversion Rate

Notes: *GRESB participation may not apply to all Berkshire Funds. **Property baselines are generally set to 2015 but may vary in accordance with stabilization or purchase date.